







Suspension
9,8 W
1500 Lumen
CRI90



Description: Lightness, simple shapes and careful combination of materials. A silent presence that reveals a lively personality when switched on. The two types of LED light (diffuse and directional) combine to create a uniform lighting effect. The design has a metal core and Plexiglas (PMMA) structure with stippled pattern for greater light diffusion. To perfect the luminosity of the PMMA material, each piece is hand-polished, and the edge is satin-finished for a soft light effect around the perimeter.

Plus: The lighting consists of built-in LEDs with dimmable driver (cut-phase) included in the structure. The art. 03409 is part of Air collection that includes different sizes of wall lamps, ceiling lamps and suspensions.

Structure	Dimmer	Led Light	Lens	ip	Difusser
AC 	D (Dimmer)	H 2700 K 	X (No lens)	X (IP20)	XX
BB 		W 3000 K 			
OS 		N 4000 K 			

From the same collection

